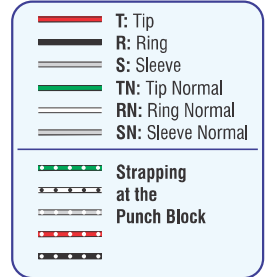
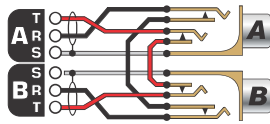


### Normaling Descriptions

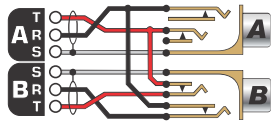


### FN Full Normals



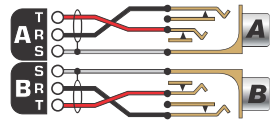
**Physical:**  
**A:** T, R, S, wired out to rear termination connector. TN, RN are strapped at the jacks to B: TN, RN respectively.  
**B:** T, R, S, wired out to rear termination connector. TN, RN are strapped at the jacks to A: TN, RN respectively.  
**Function:** Signal from A is automatically looped to B. If a patchcord is inserted in A or B, the automatic looping is broken.  
**Features and Benefits:** Automatic Looping.

### HN Half Normals



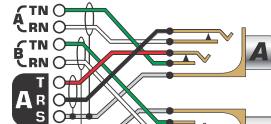
**Physical:**  
**A:** T, R, S, wired out to rear termination connector. T, R are strapped at the jacks to B: TN, RN respectively.  
**B:** T, R, S, wired out to rear termination connector. TN, RN are strapped at the jacks to A: T, R respectively.  
**Function:** Signal from A is automatically looped to B. If a patchcord is inserted in A, the signal is still looped to B. However, if a patchcord is inserted in B, the automatic looping is broken.  
**Features and Benefits:** Automatic Looping, Signal Monitoring when A is patched.

### NN No Normals



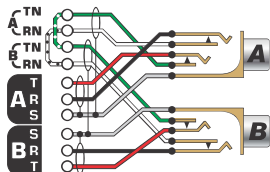
**Physical:**  
**A:** T, R, S, wired out to rear termination connector.  
**B:** T, R, S, wired out to rear termination connector.  
**Function:** A circuits are completely independent from B circuits. U-Links or patchcords must be used.  
**Features and Benefits:** Simple patching.

### NT Normals Out



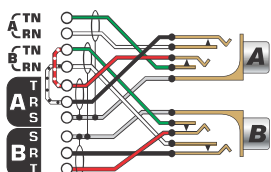
**Physical:**  
**A:** T, R, S, TN, RN wired out to rear termination connector.  
**B:** T, R, S, TN, RN wired out to rear termination connector.  
**Function:** No Normals, reconfigurable.  
**Benefits:**  
 1. Flexibility: Full or Half Normals can be strapped, per circuit, at the rear termination connector.

### FR Full Normals Strapped at Punch Block



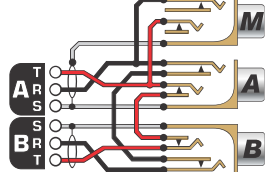
**Physical:**  
**A:** T, R, S, TN, RN wired out to rear termination connector.  
**B:** T, R, S, TN, RN wired out to rear termination connector.  
**Punch Block:** Full Normals  
**Function:** Full Normals, reconfigurable.  
**Benefits:**  
 1. Saves time at installation.  
 2. Flexibility: Full or Half Normals can be strapped, per circuit, at the rear termination connector.

### HR Half Normals Strapped at Punch Block



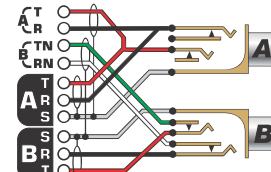
**Physical:**  
**A:** T, R, S, TN, RN wired out to rear termination connector  
**B:** T, R, S, TN, RN wired out to rear termination connector  
**Punch Block:** Half Normals  
**Function:** Half Normals, reconfigurable  
**Benefits:**  
 1. Saves time at installation.  
 2. Flexibility: Full or Half Normals can be strapped, per circuit, at the rear termination connector.

### FM Full Normals with Monitor



**Physical:**  
**A:** T, R, S, wired out to rear termination connector. TN, RN are strapped to B: TN, RN respectively. In addition T, R are strapped to M: T, R respectively  
**B:** T, R, S, wired out to rear termination connector. TN, RN are strapped to A: TN, RN respectively.  
**M:** T, R are strapped to A: T, R respectively  
**Function:** Full Normals (A and B). M monitoring of A.  
**Features and Benefits:** Automatic Looping from A to B. Monitoring of A is always available in M.

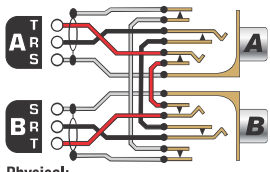
### HT Half Normals Out Connectorized 90 Pin Only



**Physical:**  
**A:** T, R, S, wired out to rear 90 pin connector. T, R also wired out to rear 120 pin connector.  
**B:** T, R, S, wired out to rear 90 pin connector. TN, RN wired out to rear 120 pin connector.  
**Function:** No Normals, reconfigurable.  
**Benefits:**  
 1. Flexibility: Half Normals or No Normals can be configured, per circuit, at the rear 120 pin connector.

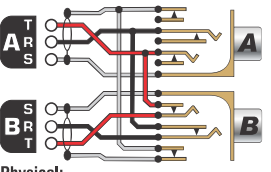
## Sleeve Normals

### FNS Sleeve Normals Strapped at Jacks



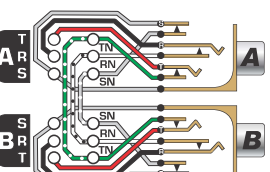
**Physical:**  
**A:** T, R, S, wired out to rear termination connector. TN, RN, SN are strapped at the jacks to B: TN, RN, SN respectively.  
**B:** T, R, S, wired out to rear termination connector. TN, RN, SN are strapped at the jacks to A: TN, RN, SN respectively.  
**Function:** Signal from A, (including Sleeve) is automatically looped to B. If a patchcord is inserted in A or B, the automatic looping is broken.  
**Features and Benefits:**  
 1. Automatic Looping of Tip, Ring & Sleeve.  
 2. Switching Grounds.

### HNS Sleeve Half Normals Strapped at Jacks



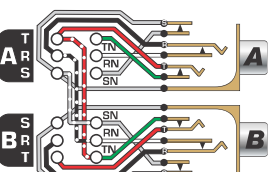
**Physical:**  
**A:** T, R, S, wired out to rear termination connector. T, R, S are strapped at the jacks to B: TN, RN, SN respectively.  
**B:** T, R, S, wired out to rear termination connector. TN, RN, SN are strapped at the jacks to A: T, R, S respectively.  
**Function:** Signal from A, (including Sleeve) is automatically looped to B. If a patchcord is inserted in B, the automatic looping is broken.  
**Features and Benefits:**  
 1. Automatic Looping of Tip, Ring & Sleeve.  
 2. Switching Grounds.

### FRS Sleeve Normals Out Strapped at Punch Block



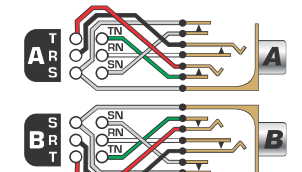
**Physical:**  
**A:** T, R, S, TN, RN, SN wired out to rear termination connector.  
**B:** T, R, S, TN, RN, SN wired out to rear termination connector.  
**Punch Block:** Full Normals  
**Function:** Full Normals, reconfigurable.  
**Benefits:**  
 1. Flexibility: Full or Half Normals can be strapped, per circuit, at the rear termination connector.  
 2. Switching Grounds.

### HRS Sleeve Half Normals Strapped at Punch Block



**Physical:**  
**A:** T, R, S, TN, RN, SN wired out to rear termination connector.  
**B:** T, R, S, TN, RN, SN wired out to rear termination connector.  
**Punch Block:** Half Normals  
**Function:** Half Normals, reconfigurable.  
**Benefits:**  
 1. Flexibility: Full or Half Normals can be strapped, per circuit, at the rear termination connector.  
 2. Switching Grounds.

### NTS Sleeve Normals Out



**Physical:**  
**A:** T, R, S, TN, RN, SN wired out to rear termination connector.  
**B:** T, R, S, TN, RN, SN wired out to rear termination connector.  
**Function:** No Normals, reconfigurable.  
**Benefits:**  
 1. Flexibility: Full or Half Normals can be strapped, per circuit, at the rear termination connector.  
 2. Switching Grounds.